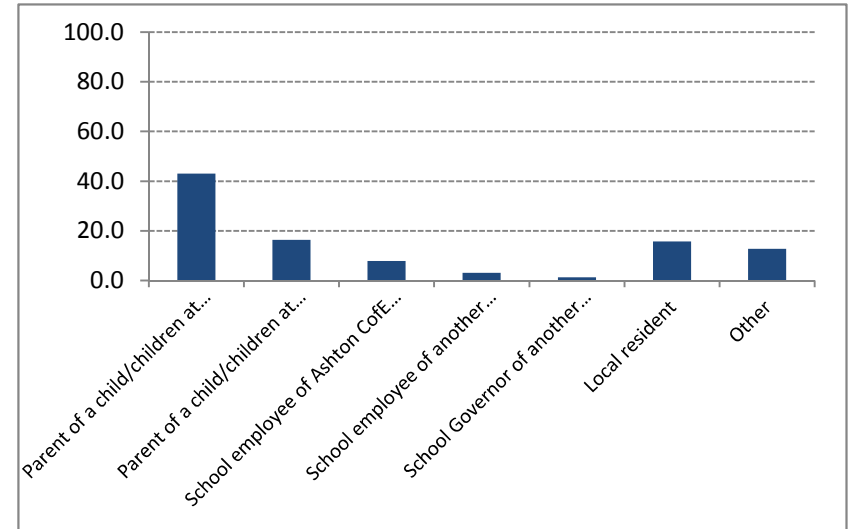


Appendix G

Ashton CofE VA Final Results Based on 167 responses

Q1 - Are you a

| | | Frequency | Percent | Valid Percent |
|-------|--|-----------|---------|---------------|
| Valid | Parent of a child/children at Ashton CofE VA Middle School | 71 | 42.8 | 43.0 |
| | Parent of a child/children at another school in the area | 27 | 16.3 | 16.4 |
| | School employee of Ashton CofE VA Middle School | 13 | 7.8 | 7.9 |
| | School employee of another school in the area | 5 | 3.0 | 3.0 |
| | School Governor of another school in the area | 2 | 1.2 | 1.2 |
| | Local resident | 26 | 15.7 | 15.8 |
| | Other | 21 | 12.7 | 12.7 |
| | Total | 165 | 99.4 | 100.0 |
| | Missing | 1 | .6 | |
| Total | 166 | 100.0 | | |

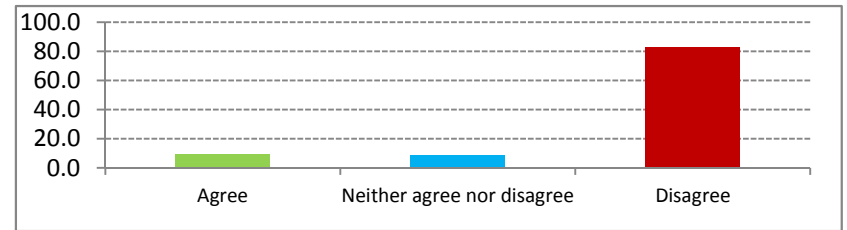


Q2 - If you are the parent of a child/children currently at another school, or the employee or governor of another school, please tell us which school

| | | Frequency | Percent | Valid Percent |
|---------|---|-----------|---------|---------------|
| Valid | Ashton St Peter's Lower School | 5 | 3.0 | 16.1 |
| | Currently at Hadrian Academy, but hoping to move on to Ashton | 1 | .6 | 3.2 |
| | Dunstable Icknield lower school | 2 | 1.2 | 6.5 |
| | Hadrian Academy | 2 | 1.2 | 6.5 |
| | I have a daughter a Lancot School, who I would wish to attend Ashton Middle | 1 | .6 | 3.2 |
| | Lancot | 2 | 1.2 | 6.5 |
| | Lancot Lower School & Westfield Nursery | 1 | .6 | 3.2 |
| | Lancot School | 1 | .6 | 3.2 |
| | Manshead Upper school. | 3 | 1.8 | 9.7 |
| | parent of a child and Governor at Ashton St Peters Lower School | 1 | .6 | 3.2 |
| | Parent of child at Ashton St Peter's Lower | 1 | .6 | 3.2 |
| | Priory Academy | 4 | 2.4 | 12.9 |
| | Priory and Manshead | 1 | .6 | 3.2 |
| | Queensbury | 1 | .6 | 3.2 |
| | St Christophers Academy | 1 | .6 | 3.2 |
| | St vincent's | 1 | .6 | 3.2 |
| | Streetfield | 1 | .6 | 3.2 |
| | Watling Lower | 1 | .6 | 3.2 |
| | weatherfield academy | 1 | .6 | 3.2 |
| | Total | 31 | 18.7 | 100.0 |
| Missing | | 135 | 81.3 | |
| Total | | 166 | 100.0 | |

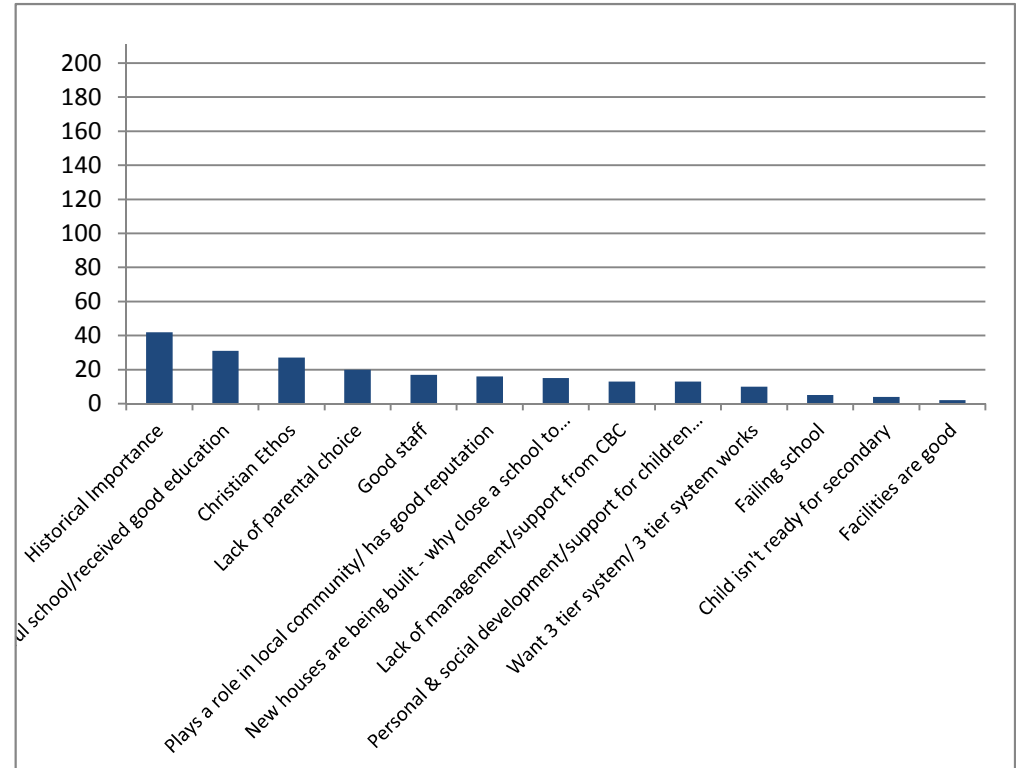
Q3 - Do you agree or disagree with the proposal to close Ashton CofE VA Middle School

| | | Frequency | Percent | Valid Percent |
|-------|----------------------------|-----------|---------|---------------|
| Valid | Agree | 15 | 9.0 | 9.0 |
| | Neither agree nor disagree | 14 | 8.4 | 8.4 |
| | Disagree | 137 | 82.5 | 82.5 |
| | Total | 166 | 100.0 | 100.0 |



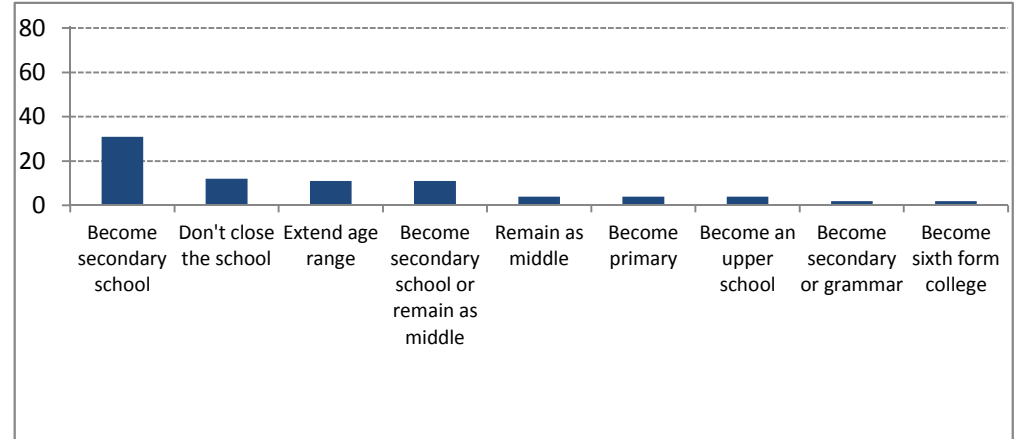
Q4 - Please give your reasons why you agree or disagree with the proposal to close Ashton CofE VA Middle School.

| Topic | | Frequency |
|-------|--|-----------|
| Valid | Historical Importance | 42 |
| | Successful school/received good education | 31 |
| | Christian Ethos | 27 |
| | Lack of parental choice | 20 |
| | Good staff | 17 |
| | Plays a role in local community/ has good reputation | 16 |
| | New houses are being built - why close a school to build another | 15 |
| | Lack of management/support from CBC | 13 |
| | Personal & social development/support for children at Ashton | 13 |
| | Want 3 tier system/ 3 tier system works | 10 |
| | Failing school | 5 |
| | Child isn't ready for secondary | 4 |
| | Facilities are good | 2 |



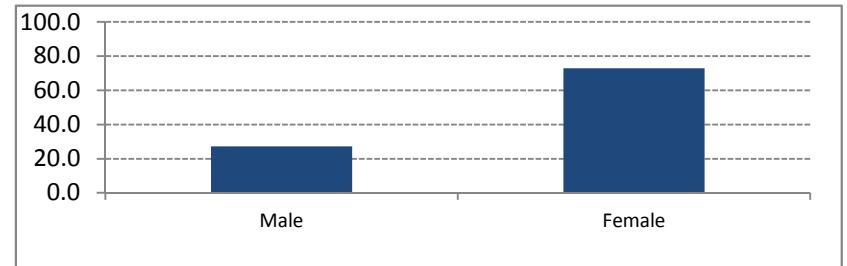
Q5 - Please use the space below to suggest any alternatives to closing the school or make any other comments you would like to make about this proposal.

| Topic | | Frequency |
|-------|---|-----------|
| Valid | Become secondary school | 31 |
| | Don't close the school | 12 |
| | Extend age range | 11 |
| | Become secondary school or remain as middle | 11 |
| | Remain as middle | 4 |
| | Become primary | 4 |
| | Become an upper school | 4 |
| | Become secondary or grammar | 2 |
| | Become sixth form college | 2 |
| | Missing | |
| Total | | |



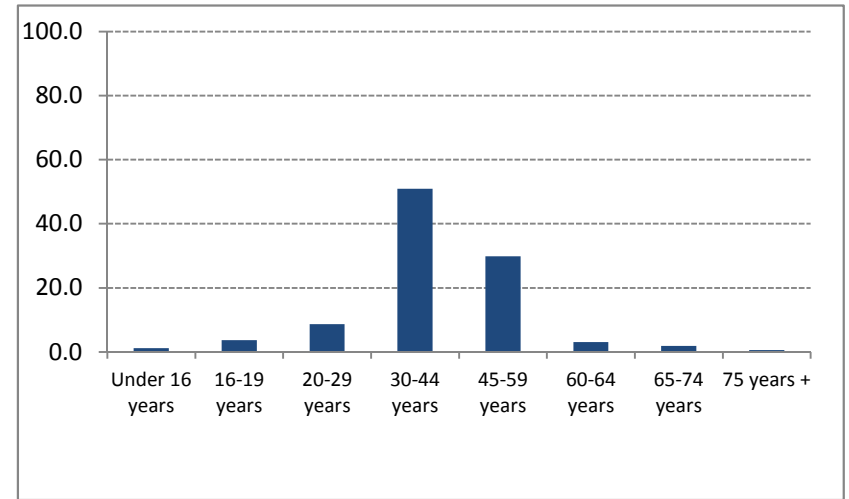
Q6 - Are you?

| | | Frequency | Percent | Valid Percent |
|---------|--------|-----------|---------|---------------|
| Valid | Male | 44 | 26.5 | 27.2 |
| | Female | 118 | 71.1 | 72.8 |
| | Total | 162 | 97.6 | 100.0 |
| Missing | | 4 | 2.4 | |
| Total | | 166 | 100.0 | |



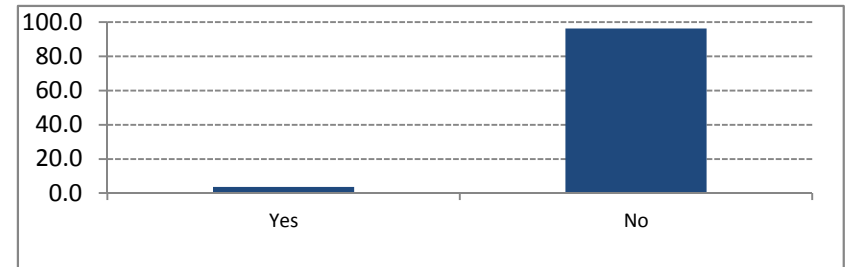
Q7 - What is your age?

| | | Frequency | Percent | Valid Percent |
|---------|----------------|-----------|---------|---------------|
| Valid | Under 16 years | 2 | 1.2 | 1.2 |
| | 16-19 years | 6 | 3.6 | 3.7 |
| | 20-29 years | 14 | 8.4 | 8.7 |
| | 30-44 years | 82 | 49.4 | 50.9 |
| | 45-59 years | 48 | 28.9 | 29.8 |
| | 60-64 years | 5 | 3.0 | 3.1 |
| | 65-74 years | 3 | 1.8 | 1.9 |
| | 75 years + | 1 | .6 | .6 |
| | Total | 161 | 97.0 | 100.0 |
| Missing | | 5 | 3.0 | |
| Total | | 166 | 100.0 | |



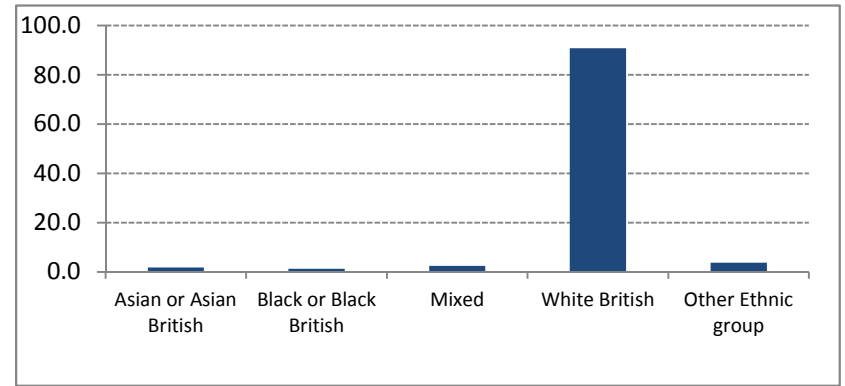
Q8 - Do you consider yourself to be disabled?

| | | Frequency | Percent | Valid Percent |
|---------|-------|-----------|---------|---------------|
| Valid | Yes | 6 | 3.6 | 3.7 |
| | No | 155 | 93.4 | 96.3 |
| | Total | 161 | 97.0 | 100.0 |
| Missing | | 5 | 3.0 | |
| Total | | 166 | 100.0 | |



Q9 - To which of these groups do you consider you belong?

| | | Frequency | Percent | Valid Percent |
|---------|------------------------|-----------|---------|---------------|
| Valid | Asian or Asian British | 3 | 1.8 | 1.8 |
| | Black or Black British | 2 | 1.2 | 1.2 |
| | Mixed | 4 | 2.4 | 2.5 |
| | White British | 148 | 89.2 | 90.8 |
| | Other Ethnic group | 6 | 3.6 | 3.7 |
| | Total | 163 | 98.2 | 100.0 |
| Missing | | 3 | 1.8 | |
| Total | | 166 | 100.0 | |



| Q9a - Other |
|--------------------|
| not supplied |
| Not supplied |
| Romanian |
| white english |
| white european |